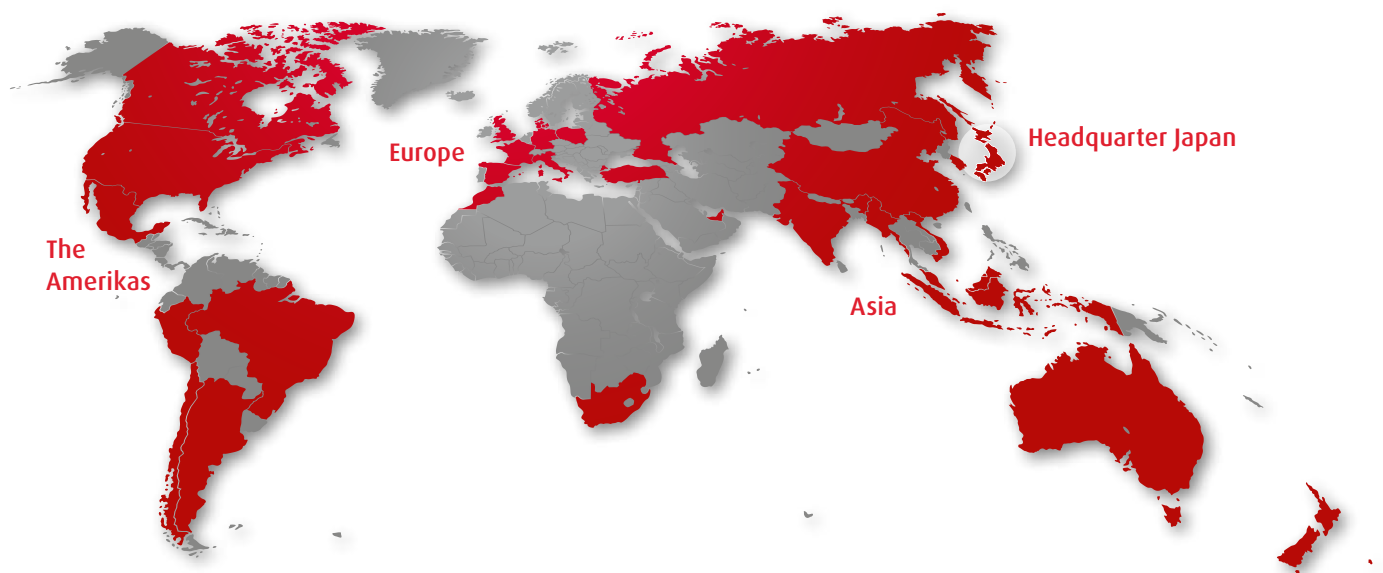


# + SUPER PRECISION BEARINGS - MACHINE TOOL APPLICATIONS



# Setting the Future in Motion

We are among the leading manufacturers for rolling bearings, linear technology components and steering systems worldwide. We can be found on almost every continent – with production facilities, sales offices and technology centres – because our customers appreciate short decision-making channels, prompt deliveries and local service.



## The NSK Company

NSK commenced operations as the first Japanese manufacturer of rolling bearings back in 1916. Ever since, we have been continuously expanding and improving not only our product portfolio but also our range of services for various industrial sectors. In this context our worldwide research and production facilities are linked together in a global network. Here

we concentrate not only on the development of new technologies, but also on the continuous optimisation of quality – at every process stage. Among other things, our research activities include product design, simulation applications using a variety of analytical systems and the development of different steels and lubricants for rolling bearings.

Trademarks: All NSK product and service names listed in this catalogue are trademarks or registered trademarks of NSK Ltd.

# Our most important product: our customers' satisfaction

One thing keeps us moving: we want to help you increase the reliability of your vehicles and equipment, not only with excellent products, but above all with excellent service. Our experienced engineers have a deep understanding of systems – together with you, they work to optimise products and processes and develop solutions for the future. The goal that we are dedicated to every day is ensuring that you remain competitive over the long run.

More about NSK on [www.nskeurope.com](http://www.nskeurope.com)



# Super Precision Bearings – Product Range

Several types of Super Precision Bearings are available from NSK. These include the ROBUST series of high performance bearings, special series of bearings for unique and specialised applications, and the standard series bearings.



Standard Series

## Angular Contact Ball Bearings - High-Precision

Basic Super Precision Bearings - manufactured to conform to ISO standards

- › 70xx, 72xx, 79xx series
- › Contact angles: 15° (C), 25° (A5), 30° (A)
- › Cage design: phenolic (TR) or polyamide (TYN), depending on application requirements
- › Ball material: steel, ceramic (SN24)



Special Series

## Angular Contact Ball Bearings - High-Precision, Sealed

Pre-greased and sealed to reduce handling problems. Suitable for the maintenance of machine tool spindles

- › Basic Super Precision Angular Contact Ball Bearings
- › Angular Contact Ball Bearings - ROBUST Series, high-speed
- › Bore size range:  $\varnothing 30$ –100 mm in ISO series 10 and 19 (70xx and 79xx)



BNR & BER - ROBUST Series

## Angular Contact Ball Bearings - Ultra High-Speed

High performance bearings developed for high-speed operations with low temperature rise. Suitable for ultra high precision machining applications, and ultra high-speed applications

- › Contact angles: 18° (BNR), 25° (BER)
- › Ball material: steel (E & S type), ceramic (H and X type)
- › Cage design: phenolic (T), polyamide (TYN), PPS (TSR), depending on application requirements
- › ROBUST series also can be used for ultra high speed applications of over 3 million  $d_m n$ .



ROBUSTSHOT Series

## Angular Contact Ball Bearings - Ultra High-Speed

Direct oil-air lubrication in order to achieve highest speeds

- › Direct air-oil Lubrication via a through-hole in the outer ring
- › Contact angles: 18° (BNR), 25° (BER)
- › Lubrication groove with O-rings in the outer ring
- › Hybrid bearings - steel rings, ceramic balls





### Angular Contact Ball Bearings - Ultra High-Precision

High performance bearings developed specifically for internal grinding or high-speed motor applications under spring preload

- › Bore size range:  $\varnothing 6$ -25 mm, contact angle: 15°
- › Ball material: steel (S type), ceramic (H and X type)
- › Non separable type
- › Universal combinations (DU and SU)



### Cylindrical Roller Bearings - Ultra High-Speed, Single Row

Designed for ultra high-speed applications such as machining centre spindles

- › Cage material: brass (MR)<sup>(1)</sup>, PEEK resin (TP)
- › Roller material: steel, SHX

<sup>(1)</sup> MR cage is used in the standard series



### Cylindrical Roller Bearings - High-Speed, Double Row

Designed to deliver high rigidity in high-speed applications such as lathe spindles

- › Cage material: brass (MB), PPS resin (TB)
- › Standard specification E44: Outer ring oil holes and groove



### Angular Contact Thrust Ball Bearings - High-Speed

High rigidity thrust bearings for lathe applications

- › Contact angles: 30° (BAR), 40° (BTR)
- › Ball material: steel (S & E type), ceramic (H type)

# Super Precision Bearings – Product Range



## Deep Groove Ball Bearing, High Precision

Suitable for high-speed and high precision motors

- › Cage material: ball guided polyamide cage (T1X, TYA), inner ring guided phenolic cage (T), selection depends on the application
- › Suitable for silent or low vibration operation



## Ball Screw Support Bearings - BSBD Series, NSKHPS

The double row configuration, enables the bearings to support large axial forces in both directions

- › BSN series without flange, BSF series with flange
- › Paired types also available
- › Contact lip seal - provides good sealing at high speeds



## Angular Contact Thrust Bearings, High-Duty

The high load capacity design delivers five times the life expectancy compared to ball screw support bearings for machine tool applications of a similar size. The number of rows can also be reduced

- › Easier handling than tapered roller bearings or thrust spherical roller bearings as a result of non-separable configuration
- › Optimum ball bearing design results in lower rotational torque
- › Can be universally matched to any required rigidity specification or life cycle



## Angular Contact Thrust Ball Bearings

High rigidity thrust bearings designed specifically for ball screw support applications in machine tools

- › Contact angle: 60°
- › Can be universally matched to any required rigidity specification or life cycle
- › A pre-greased line using special grease is also available
- › Can be supplied with contact seals and waterproof grease

# Super Precision Bearings – Nomenclatures

## Angular Contact Ball Bearings - Standard Serie

7	0	10	A5	SN24	TR	V1V	SU	EL	P3	+Y3	MTS	X
---	---	----	----	------	----	-----	----	----	----	-----	-----	---

1 2 3 4 5 6 7 8 9 10 11 12 13

1 7 Angular Contact Ball Bearing - High Accuracy




2 Dimension 9 = 19 Series, 0 = 10 Series, 2 = 02 Series

3 Bore Code 00 = 10mm, 01 = 12mm  
02 = 15mm, 03 = 17mm  
4 and above: Bore diameter = Bore number x 5 (mm)

4 Contact Angle C = 15°, A5 = 25°, A = 30°












5 Material No symbol: steel ball  
SN24: ceramic ball

6 Cage

	Symbol	Material	Guiding	Features	Limiting Speed (d <sub>n</sub> value)	Available for
	TYN	Polyamide resin	Ball guided	Excellent wear and noise characteristics, especially effective with grease lubrication	Oil: 1.4 million Grease: 1.2 million	• Standard Series • NSKROBUST Series (not available for 19 Series sealed type)
	T	Phenolic resin	Outer ring guided	Stable cage rotation in high-speed operation	2.8 million	TR: Standard Series T(X): NSKROBUST Series TA: BSR series (sealed type)
	TSR	PPS resin	Outer ring guided	Reduction of non-repeatable run-out (NRRO). Low temperature rise in ultra high-speed operation due to unique design with enhanced oil drain	3.0 million	• NSKROBUST Series

7 Seal / Oil hole No symbol: Open type  
V1V : Non-contact rubber seal  
E34D: Direct lubrication oil holes

8 Arrangement

Universal combination	Arrangement example
SU Single row	
DU 2 row	 DB  DF  DT
DUD 3 row	 DBD  DFD  DTD
QU 4 row	 DBB  DFF  DTT
	 DBT  DFT

9 Preload EL Extra Light Preload  
L Light Preload  
M Medium Preload  
H Heavy Preload  
CP Special Preload  
CA Special Clearance

10 Accuracy Class P2 ISO Class 2  
P3 Dimensional ISO Class 4, rotation ISO Class 2  
P4 ISO Class 4  
P4Y ISO class 4 with special OD and ID tolerance

11 +Y3 O-rings on bearing outside surface (only at direct lubrication)

12 Grease MTE= MTE Grease, MTS = MTS Grease, NB5 = NBU15 Grease

13 Grease quantity X = 15%, K = 20%, L = 30% of internal space

# Super Precision Bearings – Nomenclatures

## Angular Contact Ball Bearings - „Robust Serie“ for High Speed Applications

50	BNR	10	H	T	E34D	SU	EL	P3	+Y3	MTS	X
1	2	3	4	5	6	7	8	9	10	11	12

**1** Nominal bore diameter = bore dimension in mm

**2** Contact angle BER = 25°, BNR = 18°, BSR = 15°

**3** Dimension 19 = 19 Series, 10 = 10 Series...

**4** Material

Type	Material	
	Inner and outer ring	Balls
S	Bearing steel (SUJ2)	Bearing steel (SUJ2)
E	Bearing steel (SUJ2)	Ultra long life rolling elements (EQTF)
H	Bearing steel (SUJ2)	Ceramic ( $\text{Si}_3\text{N}_4$ )
X	Heat resistant steel for high-speed operation (SHX)	Ceramic ( $\text{Si}_3\text{N}_4$ )
XE (Spinshot™II)	Heat resistant steel for high-speed operation (SHX)	Ceramic ( $\text{Si}_3\text{N}_4$ )

**5** Cage see „Standard Series“ page 7

**6** Seal / Oil hole  
 No symbol: Open type  
 V1V : Non-contact rubber seal  
 E34D: Direct Lubrication oil holes „Robust Shot“

**7** Arrangement see „Standard Series“ page 7

**8** Preload  
 EL Extra Light Preload  
 L Light Preload  
 M Medium Preload  
 H Heavy Preload  
 CP Special Preload  
 CA Special Clearance

**9** Accuracy Class  
 P2 ISO Class 2  
 P3 Dimensional ISO Class 4, rotation ISO Class 2  
 P4 ISO Class 4  
 P4Y ISO class 4 with special OD and ID tolerance

**10** +Y3 O-rings on bearing outside surface (only „Robust Shot“)

**11** Grease MTE= MTE Grease, MTS = MTS Grease, NB5 = NBU15 Grease

**12** Grease quantity X = 15%, K = 20%, L = 30% of internal space



## Cylindrical Roller Bearings - Single Row „ROBUST Series“

N	10	11	RS	—	TP	KR	CC0	P4
1	2	3	4	5	6	7	8	9

**1 N** Single-row CRB (Inner Ring Guided Rollers)

**2 Dimension** 10 = 10 Series

**3 Bore Code** Bore diameter = Bore number x 5 (mm)

**4 Material**

Type	Material	
	Inner/Outer ring	Rollers
RS	Bearing steel (SUJ2)	Bearing steel (SUJ2)
RX	Heat resistant steel for highspeed operation (SHX)	Heat resistant steel for highspeed operation (SHX)

**5 Internal design** No symbol = Standard

**6 Cage** TP = Outer ring guided PEEK cage  
MR = Roller guided brass cage

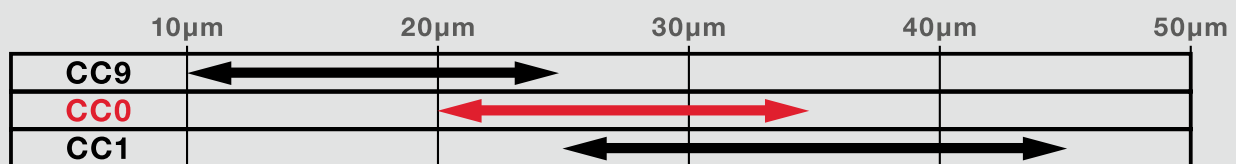
**7 Bore** No symbol = Cylindrical bore  
KR = Tapered Bore 1:12

**8 Radial Clearance** CC0 = Standard clearance for tapered bore (smaller clearance)  
CC1 = Standard clearance for cylindrical bore (higher clearance)

**9 Accuracy Class** P4 ISO Class 4  
P4Y ISO class 4 with special OD and ID tolerance

### Internal Radial Clearance Classes

Three classes of internal radial clearance for tapered bore bearings are commonly in use: CC9, CC0 and CC1. It depends on the operating conditions which class is most suitable. NSK has chosen to use CC0, a well-balanced clearance, as its standard internal radial clearance class because of its advantages in terms of ease of mounting and spindle accuracy.



Internal clearance example (bearing: NN3020TBKR)

### NSK's recommended clearance

- CC0

With the upper limit of CC1 and the lower limit of CC9 omitted, this class offers medium radial clearance. Its range is also smaller than that of CC1. As it is the easiest-to-use for customers who target this range, it is the recommended clearance offered for CRB with tapered bore.

# Super Precision Bearings – Nomenclatures

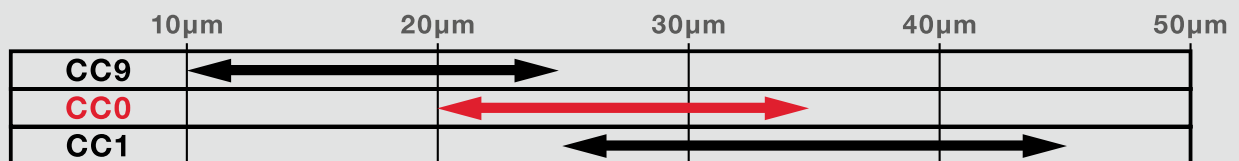
## Cylindrical Roller Bearings - Double Row „High Rigidity Series“

NN	30	17	—	TB	KR	E44	CC0	P4
1	2	3	4	5	6	7	8	9

1	NN	Double-row CRB (Inner Ring Guided Rollers)
2	Dimension	30 = 30 Series 39 = 39 Series
3	Bore Code	Bore diameter = Bore number x 5 (mm)
4	Internal design	
5	Cage	TB = Roller guided PPS cage MB = Roller guided brass cage No symbol = Ring guided brass cage
6	Bore	No symbol = Cylindrical bore KR (K) = Tapered Bore 1:12
7	Lubrication Holes	No symbol = no lubrication holes E44 = Outer ring with oil groove and lubrication holes
8	Radial Clearance	CC0 = Standard clearance for tapered bore CC1 = Standard clearance for cylindrical bore CC9 = Smaller clearance compared to normal
9	Accuracy Class	P4      ISO Class 4

### Internal Radial Clearance Classes

Three classes of internal radial clearance for tapered bore bearings are commonly in use: CC9, CC0 and CC1. It depends on the operating conditions which class is most suitable. NSK has chosen to use CC0, a well-balanced clearance, as its standard internal radial clearance class because of its advantages in terms of ease of mounting and spindle accuracy.



Internal clearance example (bearing: NN3020TBKR)

### NSK's recommended clearance

- CC0

With the upper limit of CC1 and the lower limit of CC9 omitted, this class offers medium radial clearance. Its range is also smaller than that of CC1. As it is the easiest-to-use for customers who target this range, it is the recommended clearance offered for CRB with tapered bore.

## Ball Screw Support Bearings - BSBD - Series

BS	F	30	80	DDU	H	P2B	DT
1	2	3	4	5	6	7	8

1	BS	Ball Screw Support Bearing					
2	Type	F = Flange Type N = No Flange Type					
3	Bore	Nominal bore diameter = Bore dimension in mm					
4	Outer Diameter	Nominal outer diameter = Dimension in mm					
5	Seal Type	DDU contact seal					
6	Preload	H Preload					
7	Accuracy Class	Running accuracy ISO Class 2 Other NSK Spec					
8	Arrangement	No symbol = One double row angular contact ball bearing DT = Paired double row angular contact ball bearing					

# Super Precision Bearings – Nomenclatures

## Ball Screw Support Bearings - TAC - Series

30	TAC	62	C	—	SU	H	PN7C
----	-----	----	---	---	----	---	------

1 2 3 4 5 6 7 8

1 30 Nominal bore diameter = Bore dimension in mm












2 Type Angular Contact Thrust Type

3 Outer Diameter Nominal outer diameter = Dimension in mm

4 Internal Design Contact Angle 60°

5 Seal Type  
No symbol = Open type  
DDG = Contact rubber seal  
V1V = Non-contact rubber seal

6 Arrangement

Universal combination		Arrangement example		
SU	Single row			
DU	2 row	 DB	 DF	 DT
DUD	3 row	 DBD	 DFD	 DTD
QU	4 row	 DBB	 DFF	 DTT
		 DBT	 DFT	

7 Preload H = Heavy preload

8 Accuracy Class PN7C = NES Class 7C (Axial runout equivalent to P2)

### Thrust Angular Contact ball bearing - High Speed Angular Thrust Bearing

100	BAR	10	S	TYN	DB	L	P4A
-----	-----	----	---	-----	----	---	-----

1 2 3 4 5 6 7 8

1 Nominal bore diameter = Bore dimension in mm

2 Contact angle  
BAR = 30°  
BTR = 40°

3 Dimension  
19 = 19 Series  
10 = 10 Series

4	Material	Type	Material	
			Inner and outer ring	Balls
		S	Bearing steel (SUJ2)	Bearing steel (SUJ2)
		E	Bearing steel (SUJ2)	Ultra long life rolling elements (EQTF)
		H	Bearing steel (SUJ2)	Ceramic (Si <sub>3</sub> N <sub>4</sub> )

5 Cage  
TYN = Ball guided polyamide cage  
MY = Ball guided brass cage  
No symbol = Outer ring guided brass cage

6 Arrangementmt DB = Back to back arrangement open type

7 Preload  
EL Extra light preload  
L Light preload

8 Accuracy Class  
P2A = Outer diameter are NSK specific, all others ISO Class 2  
P4A = Outer diameter are NSK specific, all others ISO Class 4

### Thrust Angular Contact ball bearing - TAC F Series

100	TAC	20F	M	E44	DB	EL	P4A
-----	-----	-----	---	-----	----	----	-----

1 2 3 4 5 6 7 8

1 100 Nominal bore diameter = bore dimension in mm

2 Type Angular Contact Thrust Ball Bearing

3 Dimension  
20F = For combination NN30 Series  
29F = For combination NN39 and NN49 Series

4 Cage M = Brass cage

5 Lubrication Holes  
No symbol = no lubrication holes  
E44 = Outer ring with oil groove and lubrication holes

6 Arrangementmt DB = Back to back arrangement

7 Preload  
EL = Extra light preload  
L = Light preload

8 Accuracy Class  
P4A = Outer diameter are NSK specific, all others ISO Class 4  
P5A = Outer diameter are NSK specific, all others ISO Class 5



# Super Precision Angular Contact Bearings for Machine Tools

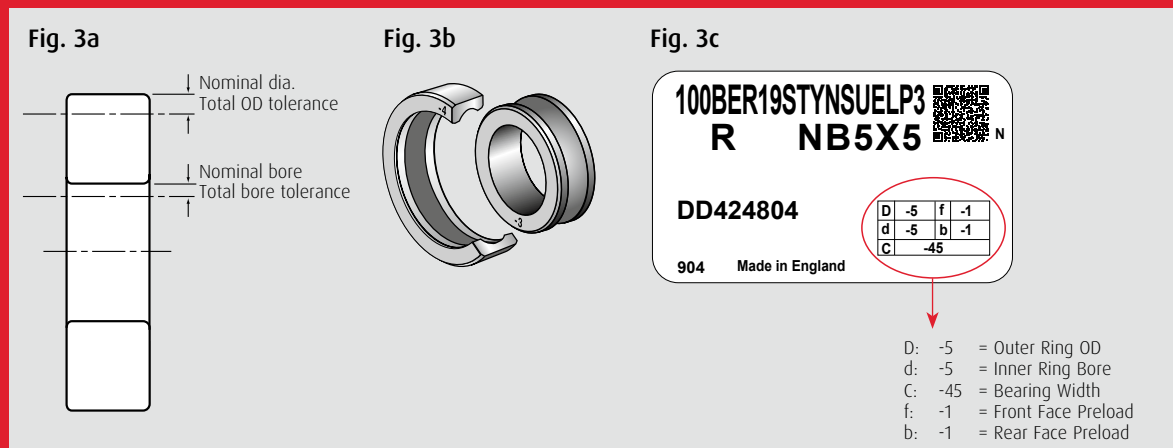
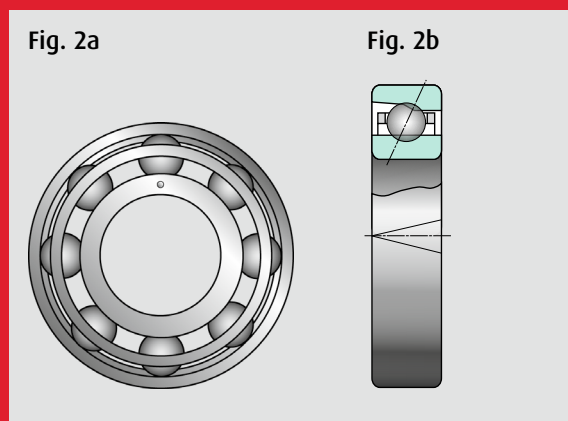
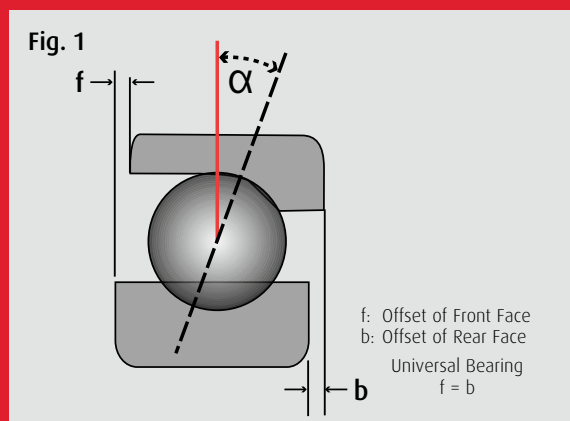
NSK offers “universal” bearings, SU or DU, that can be used to create various angular contact ball bearing arrangements. A universal angular contact ball bearing is one with the same offset ground on both front and back faces. Reference Fig. 1, ( $f=b$ ). This offset relates directly to the bearing’s stringent preload control and enables universal bearings to be combined or form back to back (DB, DBD, DBB) or face to face (DF, DFD, DFF) sets.

## Features

- › State-of-the art preload control
- › High point of eccentricity marked on inner and outer rings
- › Bearing and box marked with actual bore, OD, and width deviation from nominal (units are microns  $\mu\text{m}$ ), see **figures 3a, 3b** and **3c**
- › High performance phenolic cage

## High Point of Radial Runout

The high point of radial runout is indicated by a small circle or burnished spot on the inner ring face (**Fig. 2a**) and by a ‘V’ line on the outside diameter of the outer ring (**Fig. 2b**). The bearings can then be mounted with these marks axially aligned with each other and opposed to the shaft or housing eccentricities in order to minimise assembled runout.



# NSK Verify App

## Background Information

NSK has launched the NSK Verify mobile application primarily for machine tool precision bearings to support efficient operation and IT-based plant management. This free app helps simplify bearing selection and improve the use history and traceability of the product. NSK Verify also helps protect customers from counterfeit products with several features able to verify product authenticity.



## Features and Benefits

Smartphones with the app can scan the 2D barcode printed on each NSK bearing box for instant access to information such as:

- › Anti-Counterfeit → check authenticity of product
- › check number of access by product ID
- › individual identification number and - in addition for general bearings - the bearing number (20 Digits)

For machine tool precision bearings

- › bearing inspection record\*
  - › dimensional tolerances
  - › running accuracy
  - › grease type

\*For precision bearing of OD above 210 mm, there will be NO inspection certificate report generated in NSK Verify.

Compatible with iOS and Android devices, the app is available in English, Japanese and Chinese and upgraded versions..iOS: Version 1.2.0 => 1.2.1 and Android: Version 2.1.0 => 2.1.1



### NSK Verify

NSK website



App for iOS



App for  
Android



# NSK Verify App

## Super Precision Bearings

The QR code app service is available for Super Precision Bearings as follows:

- › Super Precision Bearings: Angular Contact Ball Bearings, Angular Contact Thrust Bearings, Cylindrical Roller Bearings  
App service will be expanded to other NSK products in future.
- › Accuracy: P5 and higher
- › Package: Single package and one box with 2 same products

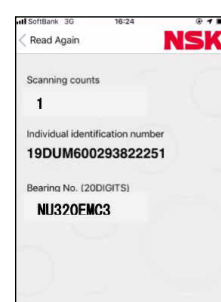

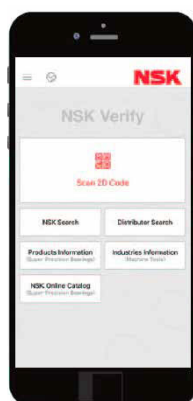
Bearing type	Bearing size	Accuracy
Angular Contact Ball Bearings	I.D. Ø 30 and over O.D. Ø 210 and smaller	ISO Class 5 and higher
Angular Contact Thrust Bearings (TAC bearing)	I.D. Ø 30 and over O.D. Ø 210 and smaller	ISO Class 5 and higher
Cylindrical Roller Bearings	I.D. Ø 30 and over O.D. Ø 210 and smaller	ISO Class 5 and higher

## Identification

The app service only covers those NSK bearing boxes with an “N” symbol at the lower right corner of the 2D code printed since 2018. Scanning other products will result in a failure message.



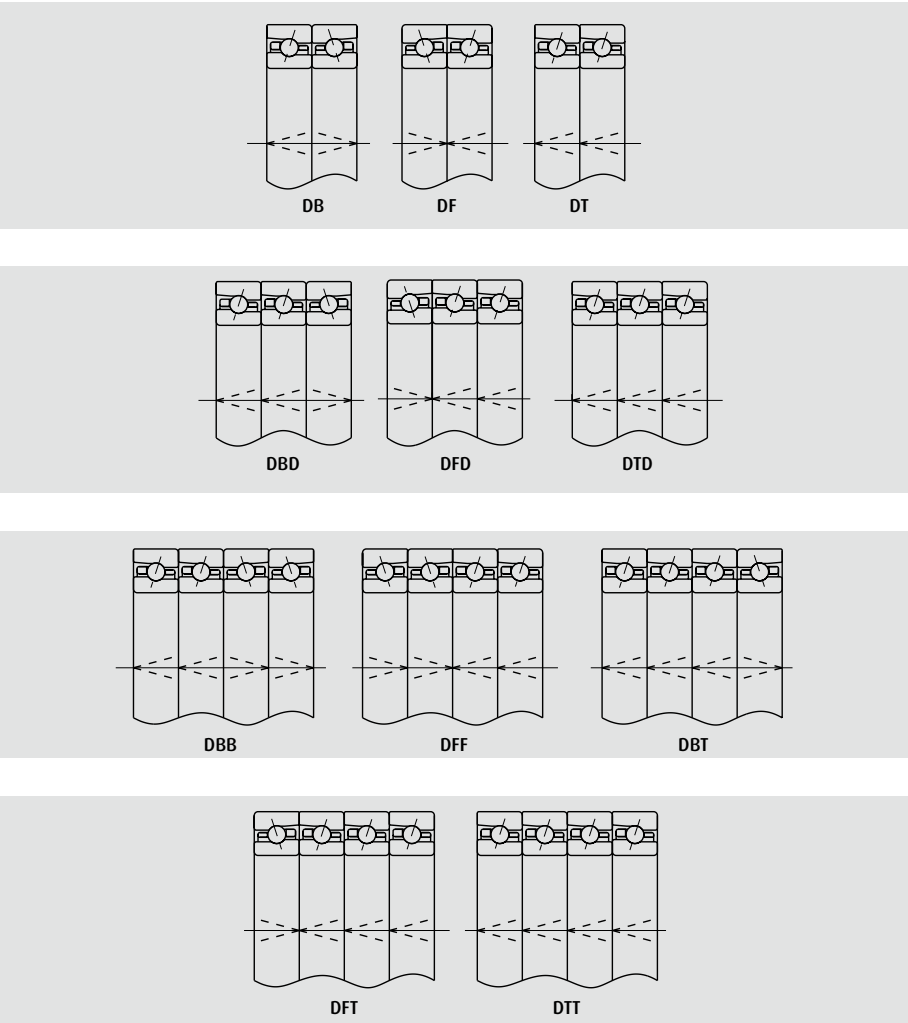
For products where the QR is applicable, an „N” is placed at the lower right



General bearing  
(Additional function)

# Bearing Matching

Combination mark & matching method for universal combination bearings



Angular Contact Ball Bearings combinations available

	DB	DF	DT	DBD	DBB
Load direction	↔	↔	→	↔	↔
Moment stiffness	●	○	△	●	●
Speed capability	●	●	●	△	○
Heat generation	●	●	●	△	○
Stiffness	○	○	△	●	●

● Excellent   
 ○ Very good   
 ○ Good   
 △ Fair   
 → One direction only   
 ↔ Two directions

# Fitting on Shaft and Housing

It is of utmost importance that shafts and housings are accurately and precisely mated in order to take full advantage of the precision bearings' capabilities, which include rotational accuracy, high speed performance, and low heat generation.

When the inner ring or outer ring is mounted onto a shaft or into a housing with some interference, the shape of shaft or housing (out of roundness) is transferred to the bearing raceway surfaces and

affects running accuracy. When different arrangements of angular contact ball bearings are used, cylindricity affects the distribution of preload for each bearing. Therefore, the mating parts should be as accurate as possible. Inaccurate mating of parts can cause the formation of peaks or ridges along the shaft of a precision lathe, which can affect the quality of finished work.

Bearing type <sup>3</sup>		Shaft outer diameter (mm)		Tolerance of shaft <sup>2</sup> outer diameter (mm)		Target interference <sup>2,4</sup> (mm)	
		over	incl.	minimum	maximum	minimum	maximum
Fits <sup>1</sup> on shafts	Machine tool spindle bearing	10	18	-0.003	0	0	0.002 T
		18	50	-0.004	0	0	0.0025 T
		50	80	-0.005	0	0	0.003 T
		80	120	-0.003	0.003	0	0.004 T
		120	180	-0.004	0.004	0	0.004 T
	Angular contact thrust ball bearing for ball screw support	180	250	-0.005	0.005	0	0.005 T
		10	18	-0.008	0	–	–
		18	30	-0.009	0	–	–
		30	50	-0.011	0	–	–
		50	80	-0.013	0	–	–
	80	120	-0.015	0	–	–	
Bearing type <sup>3</sup>		Housing bore diameter (mm)		Tolerance of housing <sup>2</sup> bore diameter (mm)		Target clearance <sup>2,4</sup> (mm)	
		over	incl.	minimum	maximum	minimum	maximum
Fits <sup>1</sup> in housing	Angular contact ball bearing (fixed side)	18	50	-0.002	0.002	0.002 L	0.006 L
		50	80	-0.0025	0.0025	0.002 L	0.006 L
		80	120	-0.003	0.003	0.003 L	0.008 L
		120	180	-0.004	0.004	0.003 L	0.008 L
		180	250	-0.005	0.005	0.005 L	0.010 L
	Angular contact ball bearing (free side)	18	50	0	0.004	0.006 L	0.011 L
		50	80	0	0.005	0.006 L	0.011 L
		80	120	0	0.006	0.009 L	0.015 L
		120	180	0	0.008	0.009 L	0.015 L
		180	250	0	0.010	0.015 L	0.022 L
	Cylindrical roller bearing	18	50	-0.006	0	0.002 L	0.002 T
		50	80	-0.007	0	0.002 L	0.002 T
		80	120	-0.008	0	0.002 L	0.002 T
		120	180	-0.009	0	0.002 L	0.002 T
		180	250	-0.011	0	0.002 L	0.002 T
	Angular contact thrust ball bearing for ball screw support	10	18	–	–	–	–
		18	30	–	–	–	–
		30	50	0	0.016	–	–
		50	80	0	0.019	–	–
		80	120	0	0.022	–	–

<sup>1</sup> The fitting data above provides general recommendations for machine tool spindles operating under normal conditions and for dmn values of less than 800,000. For high speeds, heavy loads, or outer ring rotation, please contact NSK for assistance.

<sup>2</sup> Use the target interference when the bearings can be matched to the shaft or housing. Otherwise use the shaft outer diameter and housing bore min and max for random matching.






<sup>3</sup> Applies to angular contact ball bearings: 70XX, 79XX, 72XX, BNR and BER Angular contact thrust ball bearings: BAR, BTR and TAC. Cylindrical roller bearings: N10XX, NN30XX, NN39XX, NN49XX and NNU49XX

<sup>4</sup> T=Interference or tight fit, L=Clearance or loose fit







# Super Precision Bearings Interchange Guide

## Interchange Guide for Precision Angular Contact Bearings (Example of 25 degrees contact angle)

Standard design	ISO series	NSK	SKF	SNFA	Fafnir	FAG
	19	79xxA5(V1V)	719xxACD	SEBxxxxx3	3xx93xxWI	B719xxE.(2RS0)
	10	70xxA5(V1V)	70xxACD	SEBxxxxx3	3xx91xxWI	B70xxE.(2RS0)
	02	72xxA5	72xxACD	EBxxxxx3	3xx21xxWI	B72xxE.(2RS0)
	19	79xxA5SN24(V1V)	791xxACD/HC	SEBxx/NSxxx3	3xxC93xxWI	HCB719xxE.(2RS0)
	10	70xxA5SN24(V1V)	70xxACD/HC	EXxx/NSxxx3	3xxC91xxWI	HCB70xxE.(2RS0)
High speed design	ISO series	NSK	SKF	SNFA	Fafnir	FAG
	19	xxBER19(V1V)S	719xxACE	VEBxxxxx3	3xx93xxHX(VV)	HS(S)719xxE
	10	xxBER19(V1V)S	70xxACE	VEXxx(/S)xxx3	3xx91xxHX(VV)	HS(S)70xxE
	19	xxBER19(V1V)H	719xxACE/HC	VEBxx/NSxxx3	3xxC93xxHX(VV)	HC(S)719xxE
	10	xxBER10(V1V)H	70xxACE/HC	VEXxx(/S)/NSxxx3	3xxC91xxHX(VV)	HC(S)70xxE
	19	xxBER19(V1V)X	-	VEBxxXNxxx3	-	XC(S)719xxE
	10	xxBER10(V1V)X	-	VEXxx(/S)/XNxxx3	-	XC(S)70xxE

## Interchange Guide for Ball Screw Support Bearings

Series	NSK	INA	SKF	TIMKEN
 No flange single	BSNxxxxDDUHP2B	ZLKNxxxx-(2Z/2RS)	BEAM0xxxx-(2RZ/2RS)	MMN5xxBSxxPP DM
 Flange single	BSFxxxxDDUHP2B	ZLKFxxxx-(2Z/2RS)	BEAS0xxxx-(2RZ/2RS)	MMF5xxBSxxPP DM
 No flange pair	BSNxxxxDDUHP2BDT	ZLKNxxxx-(2Z/2RS)-2AP	-	MMN5xxBSxxPP QM
 Flange Pair	BSFxxxxDDUHP2BDT	ZLKFxxxx-(2Z/2RS)-2AP	-	MMF5xxBSxxPP QM

## Interchange Guide for Precision Thrust Bearings









Thrust bearings for spindle applications – contact angle	NSK	SKF	SNFA	Fafnir	FAG
30 degrees	xxBAR	BTMxx A/DB	-	-	-
40 degrees	xxBTR	BTMxx B/DB	-	-	-
60 degrees	xxTAC	2344xx	-	-	2344xx

## Interchange Guide for Precision Ball Screw Support Bearings

Series	NSK	SKF	SNFA	Fafnir	FAG
Non-ISO-metric (30 bore, 62 OD, 15 w)	30TAC62B	BSD3062C	BS3062	MM30BS62	BSB030062
ISO-metric (30 bore, 62 OD, 16 w)	BSB2030	BSA206C	BS230	-	760230
INCH (23.838 bore, 62 OD, 15.875 w)	BSB093	BDAB634201C	-	MM9308W12H	-









### Caption

Symbols in (brackets) show seal designation when available.  
Items in red are the manufacturers identifiers of particular parameters.

-  Steel balls
-  Ceramic balls
-  Steel balls sealed
-  Ceramic balls sealed
-  Special material rings/  
Ceramic balls (sealed)
-  Steel rollers &  
rings
-  Ceramic rollers &  
Special steel rings
-  Special steel rollers  
& rings

(\*) Normal steel rings  
This interchange should be used as a guideline only, as manufacturers' designations may change without notice.

## Interchange Guide for Precision Cylindrical Roller Bearings

	NSK	SKF	FAG
Standard design construction		NN39xx(KR)	-
		NN30xx(KR)	NN30xx(K)
		NN49xx(KR)	-
		NNU49xx(KR)	NNU49xx(K)
High speed design construction		N10xx(KR)	N10xx(K)
		N10xxRS(KR)	-
		N10xxRXH(KR)	N10xxHCS(K)(*)
		N10xxRX(KR)	-

# Recommended Grease Quantities for High-Speed Spindle Bearings

Unit: cc/brg

Bore number	Bore diameter (mm)	Angular contact ball bearings: 15 % of internal free space				Ball screw support bearings 50 %	Cylindrical roller bearings: 10 % of internal free space			
		BNR19, BGR19 BER19, 79XX X-quantity	BGR10 70XX X-quantity	BGR02 72XX X-quantity	BNR10, BAR10 BER10, BTR10 X-quantity		NN49 X-quantity	NN39 X-quantity	NN30 X-quantity	N10 X-quantity
5	5	–	–	0.03	–	–	–	–	–	–
6	6	–	0.04	0.07	–	–	–	–	–	–
7	7	–	0.07	–	–	–	–	–	–	–
8	8	–	0.12	0.10	–	–	–	–	–	–
00	10	0.06	0.13	0.16	–	–	–	–	–	–
01	12	0.06	0.14	0.23	–	–	–	–	–	–
02	15	0.11	0.18	0.29	–	2.20	–	–	–	–
03	17	0.13	0.24	0.41	–	2.20	–	–	–	–
04	20	0.23	0.44	0.68	–	2.20	–	–	–	–
05	25	0.27	0.52	0.85	–	3.00	–	–	0.40	–
06	30	0.31	0.69	1.20	0.58	3.20	–	–	0.60	0.40
07	35	0.48	0.98	1.70	0.78	3.80	–	–	0.80	0.60
08	40	0.75	1.20	2.10	0.92	3.90/8.80*	–	–	1.00	0.70
09	45	0.83	1.50	2.60	1.20	4.20/9.70**	–	–	1.30	1.00
10	50	0.91	1.60	3.00	1.20	10.20	–	–	1.40	1.10
11	55	1.10	2.40	3.90	1.70	10.20/12.00***	–	–	2.00	1.50
12	60	1.20	2.60	4.80	1.80	12.00	–	–	2.10	1.60
13	65	1.30	2.60	5.70	1.90	–	–	–	2.20	1.60
14	70	2.10	3.60	6.50	2.80	–	–	–	3.20	2.40
15	75	2.30	3.60	7.00	2.90	–	–	–	3.50	2.50
16	80	2.40	5.10	8.70	3.80	–	–	–	4.70	3.50
17	85	3.50	5.30	11.00	4.00	–	–	–	4.90	3.70
18	90	3.60	6.60	13.00	5.50	–	–	–	6.50	4.50
19	95	3.60	6.80	16.00	5.70	–	–	–	6.60	4.70
20	100	4.90	7.20	19.00	6.10	–	5.40	4.50	6.80	4.90
21	105	5.10	9.00	23.00	7.60	–	5.60	4.60	9.30	5.90
22	110	5.20	12.00	27.00	9.10	–	5.70	4.80	11.00	7.50
24	120	7.90	12.00	31.00	9.80	–	8.40	6.50	12.50	8.10
26	130	9.00	18.00	34.00	15.00	–	11.00	8.50	18.00	12.40
28	140	9.90	20.00	42.00	17.00	–	12.00	9.30	20.00	12.90
30	150	14.0	25.00	53.00	22.00	–	24.00	14.00	23.00	–
32	160	16.0	34.00	–	26.00	–	20.00	15.00	29.00	–

Do not operate bearings at full spindle speed when bearings are first installed. It is necessary to break the grease in, contact NSK for assistance. The grease quantity of "xxTAC20(29)X(D)" should be the same as the double row cylindrical roller bearings, which is assembled with this bearing together.

\* 40TAC72 and 40TAC90  
 \*\* 45TAC75 and 45TAC100  
 \*\*\* 55TAC100 and 55TAC120

# Grease Brand Names and Properties

Brand names	Manufacturers	Thickeners	Base oils	Base oils viscosity mm <sup>2</sup> /s (40°C)	Dropping point (°C)	Working temperature range (°C)	Main application
<b>MTE</b>	NSK	Barium complex	Ester oil	20	200	-30~+120	Bearings for high speed spindles, high speed cylindrical roller bearings
<b>MTS</b>	NSK	Urea	Ester + Synthetic hydro carbon oil	22	220	-40~+130	Bearings for high speed spindles
<b>Isoflex NBU15</b>	Klüber	Barium complex	Diester oil + Mineral oil	20	250	-30~+120	Bearings for main spindles
<b>Isoflex NCA15</b>	Klüber	Special Ca	Ester oil	23	180	-40~+130	Bearings for main spindles
<b>Mobilux 2</b>	Mobil	Lithium	Mineral oil	26	190	-10~+110	Bearings for boring heads, live centres
<b>Multemp LRL3</b>	Kyodo Yushi	Lithium	Tetraester oil	37	208	-30~+130	Bearings for main spindles
<b>Staburags NBU8EP</b>	Klüber	Barium complex	Mineral oil	105	220	-30~+130	Heavy load cylindrical roller bearings
<b>Alvania 2</b>	Shell	Lithium	Mineral oil	130	182	-10~+110	Ball screw support bearings
<b>ENS</b>	NSK	Diurea	Tetraester oil	32	260	-40~+160	Bearings for motors
<b>WPH</b>	NSK	Diurea	Polyalphaolefin	95.8	260	-40~+150	Ball screw support bearings

## Notes





## NSK Sales Offices – Europe, Middle East and Africa

### UK

NSK UK Ltd.  
Northern Road, Newark  
Nottinghamshire NG24 2JF  
Tel. +44 (0) 1636 605123  
Fax +44 (0) 1636 643276  
info-uk@nsk.com

### France

NSK France S.A.S.  
Quartier de l'Europe  
2, rue Georges Guynemer  
78283 Guyancourt Cedex  
Tel. +33 (0) 1 30573939  
Fax +33 (0) 1 30570001  
info-fr@nsk.com

### Germany, Austria, Benelux, Switzerland, Nordic

NSK Deutschland GmbH  
Harkortstraße 15  
40880 Ratingen  
Tel. +49 (0) 2102 4810  
Fax +49 (0) 2102 4812290  
info-de@nsk.com

### Italy

NSK Italia S.p.A.  
Via Garibaldi, 215  
20024 Garbagnate  
Milanese (MI)  
Tel. +39 02 995 191  
Fax +39 02 990 25 778  
info-it@nsk.com

### Middle East

NSK Bearings Gulf Trading Co.  
JAFZA View 19, Floor 24 Office 2/3  
Jebel Ali Downtown,  
PO Box 262163  
Dubai, UAE  
Tel. +971 (0) 4 804 8205  
Fax +971 (0) 4 884 7227  
info-me@nsk.com

### Poland & CEE

NSK Polska Sp. z o.o.  
Warsaw Branch  
Ul. Migdałowa 4/73  
02-796 Warszawa  
Tel. +48 22 645 15 25  
Fax +48 22 645 15 29  
info-pl@nsk.com

### Russia

NSK Polska Sp. z o.o.  
Russian Branch  
Office I 703, Bldg 29,  
18<sup>th</sup> Line of Vasilievskiy Ostrov,  
Saint-Petersburg, 199178  
Tel. +7 812 3325071  
Fax +7 812 3325072  
info-ru@nsk.com

### South Africa

NSK South Africa (Pty) Ltd.  
25 Galaxy Avenue  
Linbro Business Park  
Sandton 2146  
Tel. +27 (011) 458 3600  
Fax +27 (011) 458 3608  
nsk-sa@nsk.com

### Spain

NSK Spain, S.A.  
C/ Tarragona, 161 Cuerpo Bajo  
2ª Planta, 08014 Barcelona  
Tel. +34 93 2892763  
Fax +34 93 4335776  
info-es@nsk.com

### Turkey

NSK Rulmanları Orta Doğu Tic. Ltd. Şti.  
Cevizli Mah. D-100 Güney Yan Yol  
Kuriş Kule İş Merkezi No:2 Kat:4  
Kartal - İstanbul  
Tel. +90 216 5000 675  
Fax +90 216 5000 676  
turkey@nsk.com

Please also visit our website: [www.nskeurope.com](http://www.nskeurope.com)  
Global NSK: [www.nsk.com](http://www.nsk.com)

